xtrovac 110

USER MANUAL & VIDEOS

2 position ON / OFF switch

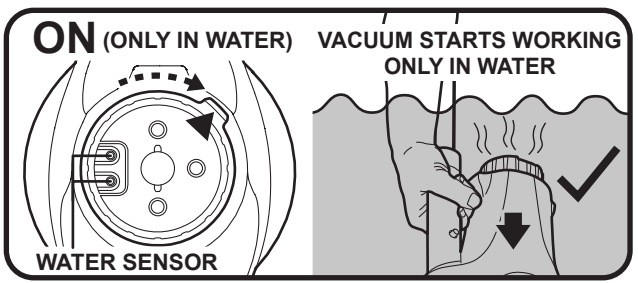

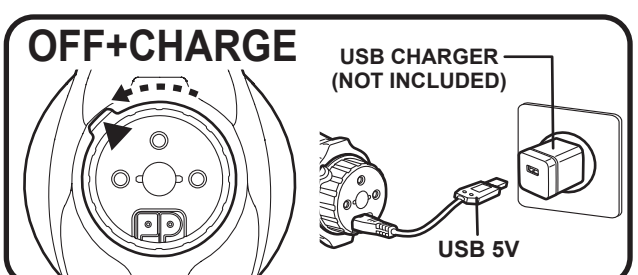

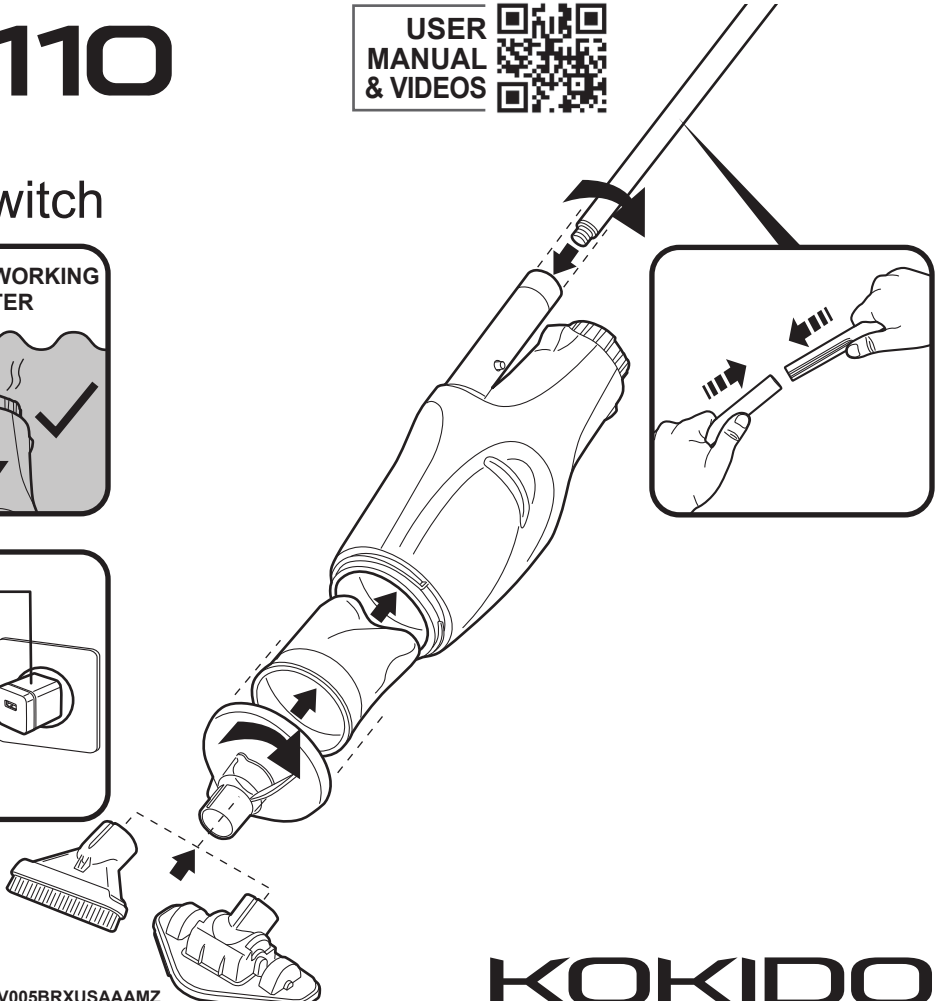

EV005BRXUSAAAMZ

KOKIDO

Customer service info:

E-mail: support@kokido.com

WARNINGS & CAUTIONS

1. **Drowning and entrapment hazard: Do not enter the pool while the pool vacuum is working.**
2. **Ensure the pool filtration system is OFF 15 mins before using the robot.**
3. **Keep the pool vacuum cleaner out of reach of children or persons with reduced physical, sensory, or mental capabilities, or lack of experience and knowledge, unless they have been given supervision or instruction.**
4. **Use only the original charger supplied with the pool vacuum and manufactured by Kokido.**
5. **Place the charger in a shaded dry area during both charging and storage.**
6. **Prior to connecting the charger for charging purposes, verify that the connector and socket are dry and clean.**
7. **Before operation, disconnect the charging cable.**
8. **Make sure the pool vacuum is fully immersed in the pool before initiating operation.**
9. **Do not open or disassemble the motor unit in any way. Doing so would void the warranty, expose yourself to potential hazards, and possibly damage the device and other properties.**
10. **The pool vacuum must be charged before storage.**